

Team score

Gloucestershire Sportshall League Event 2 27th November 2022

Team	STJ	Target Throw	High stepper	Obstacle		SCORE	RANK	Match Points
				Relay	6 lap Parlauf			
U11 Girls								
Cheltenham A	9	9	10	9	9	46	1	9
Cheltenham B	6	5	8	3	8	30	4	6
Cheltenham C	5	6	7	8	7	33	3	7
Cheltenham D	4	4	4	6	5	23	6	4
Swindon	7	7	6	4	3	27	5	5
Stroud	3	3	5	5	4	20	7	3
Gloucester A	8	8	9	7	2	34	2	8
Yate A	2	2	3	2	1	10	8	2
Dursley	1	1	1	1	6	10	8	2

Team	STJ	Target Throw	High stepper	Obstacle		SCORE	RANK	Match Points
				Relay	6 lap Parlauf			
U11 Boys								
Cheltenham A	9	7	8	5	9	38	2	8
Cheltenham B	6	6	7	9	3	31	3	7
Cheltenham C	3	5	5	3	7	23	4	6
Cheltenham D	1	1	1	2	4	9	8	2
Swindon	4	4	2	4	5	19	5	5
Yate A	5	2	4	6	2	19	5	5
Gloucester A	8	9	9	7	8	41	1	9
Dursley	2	4	3	1	6	16	7	3
Stroud	7	8	6	8	1	30	4	6

	Points			Total Points	Rank
	Match 1	Match 2	Match 3		
U11 Girls					
Cheltenham A	9	9		18	1
Cheltenham B	7	6		13	3
Cheltenham C	6	7		13	3
Cheltenham D	4	5		9	5
Yate A	1	2		3	8
Swindon	5	4		9	5
Gloucester A	8	8		16	2
Dursley	2	2		4	7
Gloucester B	3	0		3	8
Stroud	0	3		3	8

	Points		Rank	
	Match 1	Match 2		
U11 Boys				
Cheltenham A	8	8	16	1
Cheltenham B	7	7	14	3
Cheltenham C	5	5	10	4
Cheltenham D	3	4	7	6
Swindon	4	6	10	4
Yate A	3	4	7	6
Gloucester A	6	9	15	2
Dursley	1	2	3	9
Stroud	0	6	6	8

BoysU11scoring

Boys	STJ		Boys		Boys	Target throw		Boys
	Perf	Rank	Points			Perf	Rank	Points
Cheltenham A	29.38	1	9		Cheltenham A	61	3	7
Bertie Brookes	5.56				Bertie Brookes	11		
Adam Rowe	5.4				Adam Rowe	9		
Joseph Rackowe	4.71				Joseph Rackowe	10		
Sam Unsworth	4.88				Sam Unsworth	13		
Freddie Harrison	3.82				Freddie Harrison	4		
Alistair Mackie	5.01				Alistair Mackie	14		
Cheltenham B	26.41	4	6		Cheltenham B	58	4	6
Joseph Sheppee	4.76				Joseph Sheppee	10		
Charlie Hatch	4.03				Charlie Hatch	8		
Christian Kalaydzhiev	4.46				Christian Kalaydzhiev	9		
Vinnie Folks	3.84				Vinnie Folks	13		
Calum Pujols-Ward	4.87				Calum Pujols-Ward	10		
Finn Lees	4.45				Finn Lees	8		
Cheltenham C	24.99	7	3		Cheltenham C	55	5	5
Milo Parsons	4.43				Milo Parsons	9		
Charlie Boughton	3.72				Charlie Boughton	12		
Tomos Hamblin	3.74				Tomos Hamblin	11		
William Barnes	4.42				William Barnes	6		
George Longdon	4.88				George Longdon	10		
Lucas Oliveira	3.8				Lucas Oliveira	7		
Cheltenham D	8.11	9	1		Cheltenham D	24	9	1
	0					0		
	0					0		
	0					0		
	0					0		
Oscar Sherringham	4.03				Oscar Sherringham	12		
William Felton-Griffiths	4.08				William Felton-Griffiths	12		
Swindon	25.82	6	4		Swindon	52	6	4
Tom Robinson	5.88				Tom Robinson	14		
Ethan Timms	5.02				Ethan Timms	9		
Fraser Collins					Fraser Collins			
Jody Owusu	5.94				Jody Owusu	15		
Daniel Rose	4.54				Daniel Rose	6		
Henry Feline	4.44				Henry Feline	8		
Yate A	26.11	5	5		Yate A	44	8	2
Max Papuca	3.81				Max Papuca	11		
Blaize Stevens	4.65				Blaize Stevens	7		
Bode Scherer-Cowell	4.66				Bode Scherer-Cowell	8		
Luke Gordon	3.68				Luke Gordon	6		
Daniel Gordon	4.36				Daniel Gordon	6		
Harry Rice	4.95				Harry Rice	6		
Gloucester A	29.21	2	8		Gloucester A	65	1	9
Sam Fortnum	5.76				Sam Fortnum	9		
Mani Siddiqui	4.56				Mani Siddiqui	12		

BoysU11scoring

Hanny Munday	4.97				Hanny Munday	7
Toby Brooks	4.86				Toby Brooks	11
Monty Peyton	4.21				Monty Peyton	12
Damian Holban	4.85				Damian Holban	14
Dursley						
		19.94	8	2		
Henri Rae	3.86				Henri Rae	10
Oliver Portlock	3.78				Oliver Portlock	11
Raffy Britton	5.21				Raffy Britton	12
Liam Kitchin	3.62				Liam Kitchin	12
Hugo Lloyd	3.47				Hugo Lloyd	7
n1					n1	
Stroud						
		28.77	3	7		
Jacob Wordsworth	4.53				Jacob Wordsworth	8
Teddy Watkins	4.36				Teddy Watkins	10
George Lowe	5.3				George Lowe	15
Jack Bodenham	5.42				Jack Bodenham	5
Xander Evans	4.48				Xander Evans	16
Otis Evans	4.68				Otis Evans	10
	0					0
Josh Parish	3.84				Josh Parish	14
Sam Lyne	3.86				Sam Lyne	6
Owen Wood	4.45				Owen Wood	14

BoysU11scoring

Boys	High Stepper			Boys	Boys	4x1 Obstacle Relay		
	Perf	Rank	Points			Time	Rank	Points
Cheltenham A		87.05	2	8	Cheltenham A	01:03.9	5	5
Bertie Brookes	13.22							
Adam Rowe	15.00							
Joseph Rackowe	14.16							
Sam Unsworth	13.89							
Freddie Harrison	14.72							
Alistair Mackie	16.06							
					Time			
Cheltenham B		92.5	3	7	Cheltenham B	01:00.5	1	9
Joseph Sheppee	14.47							
Charlie Hatch	16.17							
Christian Kalaydzhiev	15.52							
Vinnie Folks	15.98							
Calum Pujols-Ward	15.52							
Finn Lees	14.84							
					Time			
Cheltenham C		95.48	5	5	Cheltenham C	01:05.2	7	3
Milo Parsons	13.89							
Charlie Boughton	16.10							
Tomos Hamblin	17.28							
William Barnes	16.31							
George Longdon	14.08							
Lucas Oliveira	17.82							
					Time			
Cheltenham D		192.42	9	1	Cheltenham D	01:05.9	8	2
	0 40.00							
	0 40.00							
	0 40.00							
	0 40.00							
Oscar Sherringham	17.04							
William Felton-Griffiths	15.38							
					Time			
Swindon		120.27	8	2	Swindon	01:05.1	6	4
Tom Robinson	16.29							
Ethan Timms	14.36							
Fraser Collins	40.00							
Jody Owusu	14.28							
Daniel Rose	18.44							
Henry Feline	16.90							
					Time			
Yate A		99.9	6	4	Yate A	01:02.9	4	6
Max Papuca	16.90							
Blaize Stevens	15.51							
Bode Scherer-Cowell	16.71							
Luke Gordon	17.28							
Daniel Gordon	16.31							
Harry Rice	17.19							
					Time			
Gloucester A		85.23	1	9	Gloucester A	01:02.5	3	7
Sam Fortnum	13.30							
Mani Siddiqui	13.38							

BoysU1 Scoring

Hanny Munday	15.11
Toby Brooks	14.36
Monty Peyton	15.20
Damian Holban	13.88

Dursley	119.95	7	3	Dursley	01:09.8	9	1
Henri Rae	17.23						
Oliver Portlock	15.27						
Raffy Britton	13.36						
Liam Kitchin	16.47						
Hugo Lloyd	17.62						
n1	40.00						

Stroud	93.91	4	6	Stroud	01:01.9	2	8
Jacob Wordsworth	16.58						
Teddy Watkins	17.10						
George Lowe	15.27						
Jack Bodenham	14.61						
Xander Evans	15.01						
Otis Evans	15.34						

0

Josh Parish	16.76
Sam Lyne	16.72
Owen Wood	13.99

BoysU11scoring

Boys	6 Lap Parlauf Relay		
	Time	Rank	Points
Cheltenham A	01:12.9	1	9
Time			
Cheltenham B	01:21.7	7	3
Time			
Cheltenham C	01:18.8	3	7
Time			
Cheltenham D	01:19.8	6	4
Time			
Swindon	01:19.8	5	5
Time			
Yate A	01:22.0	8	2
Time			
Gloucester A	01:17.9	2	8

BoysU11scoring

Dursley	01:19.7	4	6
Stroud	01:25.6	9	1

GirlsU11scoring

Girls	STJ		Girls	Girls	Target throw		Girls
	Perf	Rank	Points		Perf	Rank	Points
Cheltenham A				Cheltenham A			
	29.78	1	9		61	1	9
Harmony Opene	5.54			Harmony Opene	6		
Isabelle Hunn	4.9			Isabelle Hunn	14		
Sophie Gaskell	4.98			Sophie Gaskell	10		
Kimberley Hodgkinson	4.94			Kimberley Hodgkinson	11		
Imogen Du Rose	4.86			Imogen Du Rose	12		
Nylah Abitimo-Jones	4.56			Nylah Abitimo-Jones	8		
Cheltenham B				Cheltenham B			
	23.9	4	6		49	5	5
Isabella Gibbons	4.68			Isabella Gibbons	8		
Julia Wieczorek	4.62			Julia Wieczorek	8		
Marina Sheerin	3.56			Marina Sheerin	9		
Paige Wiggett	3.6			Paige Wiggett	8		
Lydia Mathew	3.82			Lydia Mathew	8		
Niamh Pettingell	3.62			Niamh Pettingell	8		
Cheltenham C				Cheltenham C			
	22.9	5	5		50	4	6
Flossie Cooke	4			Flossie Cooke	5		
Jessica George	3.98			Jessica George	11		
Ava Horrocks	3.6			Ava Horrocks	14		
Isla McRitchie	3.52			Isla McRitchie	8		
Suraiyah Morgan-Sann	3.68			Suraiyah Morgan-Sann	6		
Bethany Hill	4.12			Bethany Hill	6		
Cheltenham D				Cheltenham D			
	19.38	6	4		46	6	4
Alice Hamilton	3.96			Alice Hamilton	8		
Lily Beer	3.84			Lily Beer	13		
Ava Rufus	4.08			Ava Rufus	4		
Saniya Felix	4.02			Saniya Felix	10		
Millie Hockley	3.48			Millie Hockley	11		
Swindon				Swindon			
	24.08	3	7		56	3	7
Isla Van Eady	3.92			Isla Van Eady	10		
Ella Rose Snoad	4			Ella Rose Snoad	11		
Kitty Smith	3.42			Kitty Smith	9		
Tamiah Roswell	3.56			Tamiah Roswell	8		
Mistral Lyons	4.9			Mistral Lyons	10		
Amalie Sella	4.28			Amalie Sella	8		
Stroud				Stroud			
	19.2	7	3		39	7	3
Amelia Saunders	4.22			Amelia Saunders	4		
Tallulah Salter	4			Tallulah Salter	13		
Eve Cross	3.74			Eve Cross	10		
Olivia Dunne	3.68			Olivia Dunne	6		
Faith Walker	3.56			Faith Walker	6		
Gloucester A				Gloucester A			
	26.6	2	8		60	2	8
Farah Radcliffe	4.52			Farah Radcliffe	11		
Arwen Anthony	4.08			Arwen Anthony	7		

GirlsU11scoring

Tallis Sterling	4.4				Tallis Sterling	13			
Jenny Watson	4.2				Jenny Watson	8			
Ezri Sunter	4.72				Ezri Sunter	11			
Sophie Milton	4.68				Sophie Milton	10			
Yate A		17.9	8	2	Yate A		38	8	2
Lauren Ramsay	4				Lauren Ramsay	16			
Molly Bennett	3.22				Molly Bennett	8			
Lara Spry	3.54				Lara Spry	8			
Angel Stevens	3.62				Angel Stevens	2			
Freya O'Donnell-Sell	3.52				Freya O'Donnell-Sell	4			
n2					n2				
Gloucester B		3.54	9	1	Gloucester B		4	9	1
	0					0			
	0					0			
n3					n3				
n4					n4				
n5					n5				
n6					n6				
Guests		3.54	#N/A	#N/A	Guests		4	#N/A	#N/A
Anisha Rajeev					Anisha Rajeev				
Charlotte Reece	3.54				Charlotte Reece	4			
	0					0			
	0					0			

GirlsU11scoring

Girls		High Stepper		Girls		Girls		4x1 Obstacle Relay		
	Perf	Rank	Points		Time	Rank	Points			
Cheltenham A	81.76	1	10	Cheltenham A	01:01.9	1	9			
Harmony Opene	15.63									
Isabelle Hunn	15.38									
Sophie Gaskell	14.59									
Kimberley Hodgkinson	15.11									
Imogen Du Rose	20.06									
Nylah Abitimo-Jones	16.62									
					Time					
Cheltenham B	98.16	3	8	Cheltenham B	01:08.9	7	3			
Isabella Gibbons	16.07									
Julia Wieczorek	14.33									
Marina Sheerin	16.99									
Paige Wiggett	17.33									
Lydia Mathew	15.81									
Niamh Pettingell	17.63									
					Time					
Cheltenham C	98.29	4	7	Cheltenham C	01:04.2	2	8			
Flossie Cooke	16.12									
Jessica George	16.53									
Ava Horrocks	16.92									
Isla McRitchie	15.14									
Suraiyah Morgan-Sann	17.48									
Bethany Hill	16.10									
					Time					
Cheltenham D	127.12	7	4	Cheltenham D	01:06.9	4	6			
Alice Hamilton	15.80									
Lily Beer	17.31									
Ava Rufus	16.38									
Saniya Felix	18.05									
Millie Hockley	19.58									
					Time					
Swindon	103.31	5	6	Swindon	01:08.1	6	4			
Isla Van Eady	17.54									
Ella Rose Snoad	16.41									
Kitty Smith	18.01									
Tamiah Roswell	16.69									
Mistral Lyons	19.18									
Amalie Sella	15.48									
					Time					
Stroud	125.51	6	5	Stroud	01:07.7	5	5			
Amelia Saunders	17.62									
Tallulah Salter	16.88									
Eve Cross	16.88									
Olivia Dunne	16.81									
Faith Walker	17.32									
					Time					
Gloucester A	91.49	2	9	Gloucester A	01:06.1	3	7			
Farrah Radcliffe	14.57									
Arwen Anthony	16.83									

GirlsU11scoring

Tallis Sterling	16.07
Jenny Watson	14.96
Ezri Sunter	14.00
Sophie Milton	15.06

Yate A		137.59	8	3
Lauren Ramsay	16.81			
Molly Bennett	22.92			
Lara Spry	18.84			
Angel Stevens	19.04			
Freya O'Donnell-Sell	19.98			
n2	40.00			

Yate A		01:18.1	8	2
---------------	--	---------	---	---

Gloucester B		240.00	10	1
0	40.00			
0	40.00			
n3	40.00			
n4	40.00			
n5	40.00			
n6	40.00			

Gloucester B		20:00.0	9	1
---------------------	--	---------	---	---

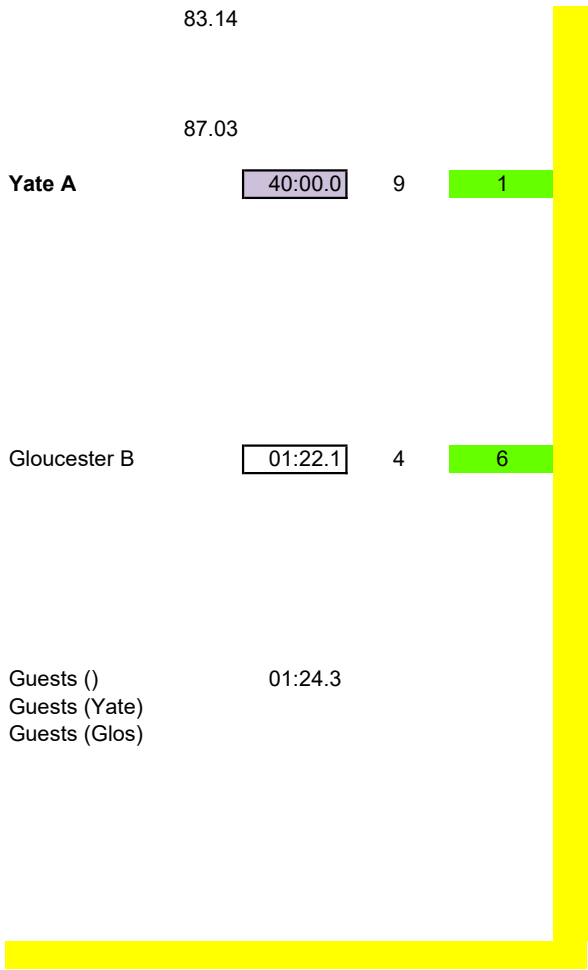
Guests		218.21	9	2
Anisha Rajeev	40.00			
Charlotte Reece	18.21			
0	40.00			
0	40.00			
	40.00			
	40.00			
	19.25			

Guests		20:00.0	#N/A	#N/A
---------------	--	---------	------	------

GirlsU11scoring

Girls		6 Lap Parlauf Relay		
	Time	Rank	Points	
Cheltenham A	01:19.4	1	9	
Time				
Cheltenham B	01:20.1	2	8	
Time	80.11			
Cheltenham C	01:21.8	3	7	
Time	81.82			
Cheltenham D	01:22.7	5	5	
Time				
Swindon	01:24.2	7	3	
Time				
Stroud	01:23.1	6	4	
Time				
Gloucester A	01:27.0	8	2	

GirlsU11scoring



Team score

Gloucestershire Sportshall League Event 2 27th November 2022

Team	Chest Push	STJ	Obstacle Relay	SCORE	RANK	Match Points
U13 Girls						
Cheltenham A	11	11	9	31	1	10
Cheltenham B	10	10	11	31	1	10
Cheltenham C	9	9	11	29	3	8
Cheltenham D	7	7	7	21	5	6
Stroud	6	6	6	18	6	5
Yate A	5	5	6	16	7	4

Gloucester A	8	8	8	24	4	7
No Team for R2 = zeropoints						

Team	Chest Push	STJ	Obstacle Relay	SCORE	RANK	Match Points
U13 Boys						
Cheltenham A	4	4	4	12	5	4
Cheltenham B	6	5	5	16	4	5
Cheltenham C	2	2	3	7	7	2
Stroud A	8	7	6	21	2	7
Yate	6	6	7	19	3	6
Stroud B	3	3	2	8	6	3
Gloucester	7	8	8	23	1	8

	Points			Total Points	Rank
	Match 1	Match 2	Match 3		
U13 Girls					
Cheltenham A	11	10		21	1
Cheltenham B	8	10		18	2
Cheltenham C	9	8		17	3
Cheltenham D	6	6		12	5
Stroud	0	5		5	7
Yate A	7	4		11	6
Gloucester A	10	7		17	3
				0	8

	Points			Total Points	Rank
	Match 1	Match 2	Match 3		
U13 Boys					
Cheltenham A	10	4		14	2
Cheltenham B	5	5		10	4
Cheltenham C	8	2		10	4
Cheltenham D	7	0		7	6
Yate	7	6		13	3
Stroud A	0	7		7	6
Gloucester A	9	8		17	1
Stroud B	0	3		3	8

BoysU13scoring

U13 Boys	Chest Push		Boys	U13 Boys	STJ	Boys	
	Perf	Rank	Points		Perf	Rank	Points
Cheltenham A	16.25	5	4	Cheltenham A	18.56	5	4
Harry Rood	4.00			Harry Rood	4.46		
Henry Longden	4.25			Henry Longden	4.12		
Scott Whitehouse	4.25			Scott Whitehouse	5.00		
Rufus Buckland	3.75			Rufus Buckland	4.98		
Cheltenham B	17.50	3	6	Cheltenham B	19.08	4	5
Lucas Martin	4.00			Lucas Martin	5.16		
Austin Harris	5.50			Austin Harris	4.90		
Lucas Baker	3.75			Lucas Baker	4.52		
Finn Proctor	4.25			Finn Proctor	4.50		
Cheltenham C	8.25	7	2	Cheltenham C	8.94	7	2
Ken Umemura-Smith	4.25			Ken Umemura-Smith	4.78		
0	0			0	0		
0	0			0	0		
Tobias Danahar	4.00			Tobias Danahar	4.16		
Cheltenham D	0.00	8	1	Cheltenham D	0.00	8	1
n1				n1			
n2				n2			
n3				n3			
n4				n4			
Stroud A	18.75	1	8	Stroud A	20.16	2	7
Daniel How	3.75			Daniel How	4.48		
Eli Salter	5.25			Eli Salter	5.48		
Laurence Rose	4.00			Laurence Rose	4.58		
Noah Howarth	5.75			Noah Howarth	5.62		
Yate	17.50	3	6	Yate	19.72	3	6
Tristan Wilkins	4.50			Tristan Wilkins	5.44		
Harry Scherer-Cowell	4.75			Harry Scherer-Cowell	5.84		
Logan Kingscott	4.00			Logan Kingscott	3.76		
Ryan Walsh	4.25			Ryan Walsh	4.68		
Gloucester A	17.75	2	7	Gloucester A	20.88	1	8
Ben Okane	4.25			Ben Okane	5.06		
Callum Yates	4.00			Callum Yates	5.00		
Theo Dennett	4.75			Theo Dennett	5.70		
Jacob Andrews	4.75			Jacob Andrews	5.12		
Stroud B	14.50	6	3	Stroud B	16.36	6	3
Dillon Broadly	4.25			Dillon Broadly	4.32		
Ethan Grant	4.75			Ethan Grant	4.76		
Noah Grant	3.25			Noah Grant	3.90		
Miles Thompson	2.25			Miles Thompson	3.38		
Guests				Guests			

BoysU13scoring

Cole Dalimore	0	4.75	Cole Dalimore	0	5.20
n7			n7		
n8			n8		

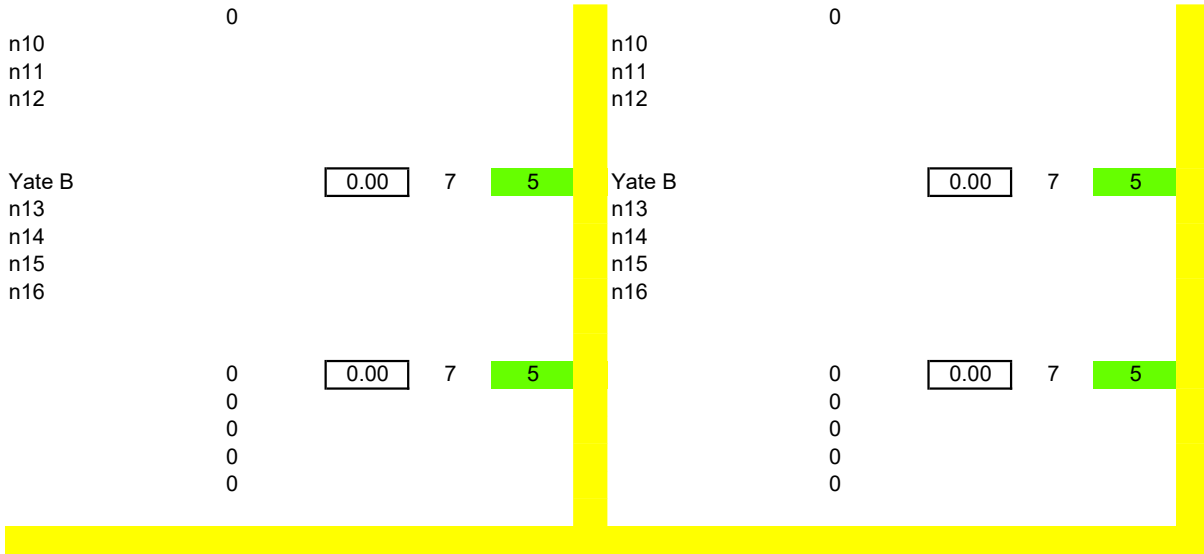
BoysU13scoring



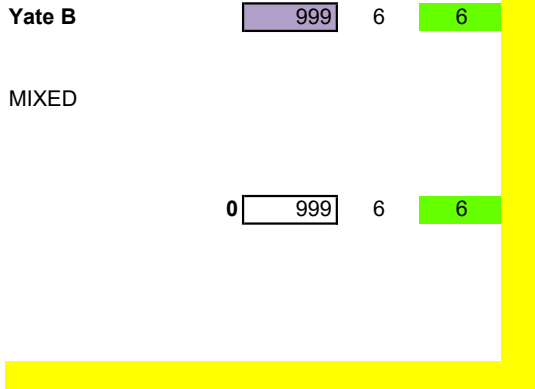
GirlsU13scoring

U13 Girls	Chest Push			Girls	U13 Girls	STJ			Girls
	Perf	Rank	Points			Perf	Rank	Points	
Cheltenham A Amber Tandy Kitty Buckland Lulu Morton-Ellison Lexie Wiggett	20.25 5.00 5.25 4.25 5.75	1	11		Cheltenham A Amber Tandy Kitty Buckland Lulu Morton-Ellison Lexie Wiggett	22.92 6.36 5.16 5.66 5.74	1	11	
Cheltenham B Daisy Hopcraft Orla Dowie Lottie Cook Daisy Fraine	18.25 3.75 6.00 4.50 4.00	2	10		Cheltenham B Daisy Hopcraft Orla Dowie Lottie Cook Daisy Fraine	21.30 5.24 5.84 5.08 5.14	2	10	
Cheltenham C Bonnie Shirlaw Verity Gaskin Charlotte Johnson Evie Waller	17.50 4.00 4.75 4.25 4.50	3	9		Cheltenham C Bonnie Shirlaw Verity Gaskin Charlotte Johnson Evie Waller	20.28 5.52 4.94 4.48 5.34	3	9	
Cheltenham D Rosie Atkins Gracie Gallagher Karolina Goc Isla Harvey	12.25 4.25 3.75 4.25	5	7		Cheltenham D Rosie Atkins Gracie Gallagher Karolina Goc Isla Harvey	14.02 4.38 4.78 4.86	5	7	
Stroud Abi Lowe Emily Picton-Phillips Dolci Jones n1	5.75	6	6		Stroud Abi Lowe Emily Picton-Phillips Dolci Jones n1	5.14	6	6	
Yate A n2 n3 n4 n5	0.00	7	5		Yate A n2 n3 n4 n5	0.00	7	5	
Dursley n6 n7 n8 n9	0.00	7	5		Dursley n6 n7 n8 n9	0.00	7	5	
Gloucester A Olivia Pachula Amari Cambridge Eve Millward Eva Matthews	14.00 4.50 4.25 5.25	4	8		Gloucester A Olivia Pachula Amari Cambridge Eve Millward Eva Matthews	16.62 4.92 6.22 5.48	4	8	
Cheltenham E	0.00	7	5		Cheltenham E	0.00	7	5	

GirlsU13scoring



GirlsU13scoring



Team score

Gloucestershire Sportshall League

Event 2

27th November 2022

Team	SLJ	Shot	8 lap Parlauff	SCORE	RANK	Match Points
U15 Girls						
Cheltenham A	8	8	8	24	1	8
Cheltenham B	6	6	7	19	3	6
Yate						
Yate	7	7	7	21	2	7
Gloucester						
Gloucester					3	
U15 Boys						
Cheltenham A	8	8	7	23	1	8
Cheltenham B	6	6	5	17	3	6
Yate	7	7	8	22	2	7
Gloucester	5	5	6	16	4	5

	Points			Total Points	Rank
	Match 1	Match 2	Match 3		
U15 Girls					
Cheltenham A	8	8		16	1
Cheltenham B	7	6		13	2
Yate					
Yate	6	7		13	2
Gloucester					
Gloucester					3

	Match 1	Match 2	Match 3	Total Points	Rank
U15 Boys					
Cheltenham A	8	8		16	1
Cheltenham B	6	6		12	3
Gloucester	4	5		9	4
Dursley	0	0		0	6
Yate	7	7		14	2
Cheltenham C	5	0		5	5

BoysU15scoring

U15 Boys	Vertical Jump			Boys	U15 Boys	Shot			Boys
	Perf	Rank	Points			Perf	Rank	Points	
Cheltenham A	208	1	8		Cheltenham A	29.5	1	8	
Oliver Belbeck	59				Oliver Belbeck	10.25			
Freddie Coombe	52				Freddie Coombe	6.5			
Emeka Nkeme	56				Emeka Nkeme	8.25			
Josh Hill	41				Josh Hill	4.5			
Cheltenham B	109	3	6		Cheltenham B	12	3	6	
Benjamin Parker	52				Benjamin Parker	6			
Fred Buckland	57				Fred Buckland	6			
n1					n1				
n2					n2				
FODAC A	0	5	4		FODAC A	0	5	4	
n3					n3				
n4					n4				
n5					n5				
n6					n6				
Yate	191	2	7		Yate	27.75	2	7	
Owen Boon	53				Owen Boon	8.5			
Regan-Jack Williams	50				Regan-Jack Williams	6			
Barney Bishop	47				Barney Bishop	7			
Jack Ramsay	41				Jack Ramsay	6.25			
Cheltenham C	0	5	4		Cheltenham C	0	5	4	
n7					n7				
n8					n8				
n9					n9				
n10					n10				
Gloucester	0	4	5		Gloucester	6	4	5	
Barnaby Williams	49				Barnaby Williams	6			
n11					n11				
n12					n12				
Dursley	0	5	4		Dursley	0	5	4	
n13					n13				
n14					n14				
n15					n15				
n16					n16				
n17	0	5	4		n17	0	5	4	
n18					n18				
n19					n19				
n20					n20				

BoysU15scoring

Guests

0
0
0
0

Guests

0
0
0
0

BoysU15scoring

U15 Boys	8 Lap Parlauf (2 rounds) (combine 2 rounds)	Boys	U15 Boys	Obstacle Relay
	Time	Rank	Points	
Cheltenham A	03:13.6	2	7	83.9
	01:32.7 01:40.9			
Cheltenham B	999	4	5	
	01:44.9			
FODAC A	999	4	5	84.6
Yate	03:09.7	1	8	
	01:35.3 01:34.4			
Cheltenham C	999	4	5	
MIXED				
Gloucester	03:21.4	3	6	
	01:41.7 01:39.7			
Dursley	999	4	5	
0	999	4	5	

BoysU15scoring



GirlsU15scoring

U15 Girls	Vertical Jump			Girls	U15 Girls	Shot			Girls
	Perf	Rank	Points			Perf	Rank	Points	
Cheltenham A	176	1	8		Cheltenham A	27.5	1	8	
Mary Nasilasila	43				Mary Nasilasila	8			
Izzy Cook	44				Izzy Cook	5.75			
Emily Parr	40				Emily Parr	6.75			
Jessica Asquith	49				Jessica Asquith	7			
Cheltenham B	0	3	6		Cheltenham B	0	3	6	
	0					0			
	0					0			
	0					0			
	0					0			
Dursley	0	3	6		Dursley	0	3	6	
	0					0			
	0					0			
	0					0			
	0					0			
Gloucester A	0	3	6		Gloucester A	0	3	6	
n7					n7				
n8					n8				
n9					n9				
n10					n10				
Cheltenham C	0	3	6		Cheltenham C	0	3	6	
	0					0			
n12					n12				
n13					n13				
n14					n14				
Yate	124	2	7		Yate	17.25	2	7	
Annabel Gordon	47				Annabel Gordon	6.25			
Lilia Killourhey	39				Lilia Killourhey	6.75			
Celeste Redmond					Celeste Redmond				
Katie Summers	38				Katie Summers	4.25			
	0	3	6			0	3	6	
	0					0			
	0					0			
	0					0			
	0					0			
	0					0			
	0					0			
	0	3	6			0	3	6	
	0					0			
	0					0			
	0					0			
	0					0			
	0					0			

GirlsU15scoring

Guests

n1

n2

n3

n4

Guests

n1

n2

n3

n4

GirlsU15scoring

U15 Girls		8 Lap Parlauf (2 rounds) (combine 2 rounds)		Girls	2 Lap TTs		
	Time	Rank	Points	Name	Time	Rank	
Cheltenham A	00:03:31	1	8	Annabel Gordon	23.21	1	
	01:44.2			Izzy Cook	23.63	2	
	01:46.6			Lilia Killourhey	24.29	3	
				Jessica Asquith	24.67	4	
				Emily Parr	24.79	5	
				Katie Summers	26.61	6	
							#N/A
Cheltenham B	999.00	2	7				#N/A
							#N/A
							#N/A
							#N/A
							#N/A
							#N/A
							#N/A
							#N/A
Dursley	999.00	2	7				#N/A
							#N/A
							#N/A
							#N/A
							#N/A
							#N/A
							#N/A
							#N/A
Gloucester A	999.00	2	7				#N/A
							#N/A
							#N/A
							#N/A
							#N/A
							#N/A
							#N/A
Cheltenham C	999	2	7				
Yate	02:02.6						
	999	2	7				
	999	2	7				
	999	2	7				

GirlsU15scoring

